



STONE  **PANEL**
by **CUPA** GROUP

EN



STONE PANEL

by CUPA GROUP

NATURAL STONE PANELS COLLECTION

CUPA STONE, THE EXPERTS IN NATURAL STONE. A CUPA GROUP COMPANY WITH MORE THAN 80 YEARS IN STONE BUSINESS INDUSTRY. **CUPA STONE** HAS ITS OWN QUARRIES AND EXPORTS TO MORE THAN 60 COUNTRIES WORLDWIDE.

THE R&D DEPARTMENT OF CUPA GROUP HAS DEVELOPED A RANGE OF PREMOUNTED PANELS IN ORDER TO MAKE THE NATURAL STONE PRODUCTS MORE ACCESSIBLE TO THE MOST CUTTING-EDGE PROJECTS.

STONEPANEL™: INDOOR AND OUTDOOR
DECOPANEL™: INDOOR




STONEPANEL™ is an innovative system, created and patented by CUPA GROUP, that can be used for any type of exterior and interior natural stone wall cladding application.

Each panel is composed by natural stone pieces, mounted on a cement base and reinforced with lightweight glass fiber. Its only 3 cm base thick allows for natural, rustic or aged stone pieces to be arranged in unique ways. **Moreover, thanks to its patented anchor system, STONEPANEL™ is the only natural stone panel certified and guaranteed for outdoor use.**

STONEPANEL™ has been certified by the most prestigious European organizations: **United Kingdom** (BBA-Agrément Certificates), **France** (CSTB-Avis Technique), **Norway** (SINTEF Technical Approval) and **Germany** (DIBT-ABZ). Furthermore, **STONEPANEL™** has passed the frost resistance and durability tests in **Spain**.

Panels are 'S'-shaped to avoid visible joints and manufactured in two standard sizes 61x15,2cm and 60x20cm, different thickness available depending on model.



STONEPANEL™ is the most efficient, safe, aesthetic and the highest quality constructive solution that can be used for any type of natural stone wall cladding.

STONEPANEL™ provides the following advantages to any project:

+ MORE EFFICIENT

- Simple and quick installation: **10 times faster** than traditional masonry (placing rate average 20m²/day).
- More profitable: virtually non-existent product waste. Natural Stone products are **more durable** than other cladding materials.
- Stonepanel™ installation requires no skilled labor or machinery.



+ SAFER

- The incorporated mechanical anchor of **STONEPANEL™**, made of stainless steel, **enables the installation of natural stone panel on surfaces higher than two meters.**
- Strong and uniform cement base ensures adherence and allows piece cutting without risk of detachment.



+ HIGH QUALITY

- Manufacturing processes are continually monitored by the R&D Department of CUPA GROUP.
- A great selection of natural stone by the experts of CUPA STONE .
- **Special pieces are available**, such as corners (solid, straight end, double end or for windows), coverings and other complementary solutions.



+ MORE AESTHETIC

- 'S'-shaped to avoid visible joints, in order to enhance the external look of any projet.
- A wide range of natural stone panels with different colors and finishes.
- Beauty and exclusiveness of the natural stone: **each piece is unique.**

DO YOU WANT TO USE **STONEPANEL™** IN YOUR
FUTURE PROJECTS?

VIEW THE RESULTS IN ADVANCED ON THE
CUPA STONE VISUALIZER

Available on www.cupastone.com, Google Play and App Store



SIMPLE AND PRACTICAL!

1. Upload a picture of the space you wish to simulate
2. Trace the area where STONEPANEL™ would be placed
3. Try out our different models of STONEPANEL™, until you find the panel that best suits your project
4. Save your simulation and you'll be able to request a customized budget.



STONE **PANEL**
by CUPA-GROUP

BLACK SLATE

Traditional black slate, with dark blue tones, arranged in blocks that transmits a natural, strong and sober style.

Applications:

Interior and exterior cladding.
Incorporated mechanical anchor for installation on surfaces higher than two meters.

Standard Measure:

60 x 20 x 2.5-4 cm

Options:

Special pieces available such as corners (solid, straight end, double end or for windows), coverings and other complementary solutions.

Reference code: 2000000986



STONE **PANEL**
by CUPA GROUP

JET DARK THIN SET

Traditional black slate, with dark and blue tones, ideal for a strong, elegant and unique style

Applications:
Interior and exterior cladding.
Incorporated mechanical anchor for installation on surfaces higher than two meters.

Standard Measure:
61 x 15,2 x 3-4 cm

Options:
Special pieces available such as corners (solid, straight end, double end or for windows), coverings and other complementary solutions.

Reference code: SPZ-18TS





STONE  **PANEL**
by CUPA-GROUP

MULTICOLOR


Brown reddish combined with darker and lighter tones,
an original combination for contemporary homes.

Applications:
Interior and exterior cladding.
Incorporated mechanical anchor for installation on
surfaces higher than two meters.

Standard Measure:
61 x 15.2 x 2.5-4 cm

Options:
Special pieces available such as corners (solid, straight
end, double end or for windows), coverings and other
complementary solutions.

Reference code: SPZ-24A





STONE PANEL
by CUPA-GROUP

MULTICOLOR THIN SET SLATE


Cream colored limestone with golden ruts and earth tones. Simply the brightest **STONEPANEL™**

Applications:
Interior and exterior cladding.
Incorporated mechanical anchor for installation on surfaces higher than two meters.

Standard Measure:
60 x 20 x 2.5-4 cm

Options:
Special pieces available such as corners (solid, straight end, double end or for windows), coverings and other complementary solutions.

Reference code: SPZ 35-N



STONE PANEL
by CUPA-GROUP

ORIENT

Golden quartzite with brown and grey tones, that creates an elegant and bright look for modern and rustic projects.

Applications:

Interior and exterior cladding.
Incorporated mechanical anchor for installation on surfaces higher than two meters.


Standard Measure:

61 x 15.2 x 2.5-4 cm

Options:

Special pieces available such as corners (solid, straight end, double end or for windows), coverings and other complementary solutions.

Reference code: SPZ-14R





STONE  **PANEL**
by CUPA-GROUP
SAHARA

Multicolor quartzite with brown and grey tones. Sober and rustic, it brings great warmth and timelessness to any wall or facade.

Applications:

Interior and exterior cladding. Incorporated mechanical anchor for installation on surfaces higher than two meters.

Standard Measure:
60 x 20 x 3,5-5 cm

Options:

Special pieces available such as corners (solid, straight end, double end or for windows), coverings and other complementary solutions.

Referencia: SPZ-49R



STONE **PANEL**
by CUPA+GROUP
NORDIC

A natural grey quartzite with blue tones gives a sense of freshness and brightness to simple and renovated spaces.

Applications:
Interior and exterior cladding.
Incorporated mechanical anchor for installation on surfaces higher than two meters.

Standard Measure:
60 x 20 x 3.5-5 cm

Options:
Special pieces available such as corners (solid, straight end, double end or for windows), coverings and other complementary solutions.

Reference code: SPZ-33RB





STONE  **PANEL**
by **CUPA**-GROUP

NORDIC vintage


Natural grey stone with blue tones. The aged finish softens its relief and makes it a suitable stone for interiors.

Applications:
Interior and exterior cladding. Incorporated mechanical anchor for installation on surfaces higher than two meters.

Standard Measure:
60 x 20 x 2.5-3 cm

Options:
Special pieces available such as corners (solid, straight end, double end or for windows), coverings and other complementary solutions.

Reference code SPZ-33TH



STONE **PANEL**
by CUPA-GROUP
SYLVESTRE

Gneiss stone, very light and uniform with a rustic finish. It is perfect to decorate facades or walls with a traditional touch.

Applications:
Interior and exterior cladding.
Incorporated mechanical anchor for installation on surfaces higher than two meters.

Standard Measure:
60 x 20 x 3.5-5 cm

Options:
Special pieces available such as corners (solid, straight end, double end or for windows), coverings and other complementary solutions.

Reference code: SPZ-55N





STONE  **PANEL**
by **CUPA**-GROUP
MARINA

Gneiss stone panel, with a clear tone, a homogeneous composition and a fine rustic finish. It's perfect for facades with a traditional touch

Applications:
Interior and exterior cladding. Incorporated mechanical anchor for installation on surfaces higher than two meters

Standard Measure:
60 x 20 x 5 cm

Options:
Special pieces available such as corners (solid, straight end, double end or for windows), coverings and other complementary solutions.

Referencia: SPZ-66N-MF-CT



STONE  **PANEL**
by CUPA-GROUP

NILO


Cream colored limestone with golden ruts and earth tones. Simply the brightest **STONEPANEL™**

Applications:
Interior and exterior cladding.
Incorporated mechanical anchor for installation on surfaces higher than two meters.

Standard Measure:
60 x 20 x 2.5-4 cm

Options:
Special pieces available such as corners (solid, straight end, double end or for windows), coverings and other complementary solutions.

Reference code: SPZ 35-N





STONE  PANEL
by CUPA-GROUP

SAINT YRIEIX

Brown and orange toned stone, with bright appearance. It's texture combines fine and bright layers with thicker and darker ones.

Applications:

Interior and exterior cladding. Incorporated mechanical anchor for installation on surfaces higher than two meters.


Standard Measure:

60 x 20 x 3-4 cm.

Options:

Special pieces available such as corners (solid, straight end, double end or for windows), coverings and other complementary solutions.

Reference code: 2000047773





INTERIOR STONE CLADDING PANELS

DECOPANEL™ is a panel composed by the natural stone of **STONEPANEL™** but with a slab format, which provides the ideal lightness to decorate interior walls. **DECOPANEL™** is formed by pieces of natural stone mounted on a lightweight cement base and reinforced with glass fiber. This system shows important advantages in comparison with other panels without a support base:

__ Stable piece ensures easy installation and ensures its proper fixing.

__ Strong and uniform cement base that ensures a perfect adherence.

__ Longer life span compared to other cladding materials.

__ Unparalleled high thermal resistance: perfectly withstands heat from chimneys and stoves without showing any damage (no direct contact with fire).

DECOPANEL™ is a product developed by the Innovation Department of CUPA GROUP, so that it has overcome the highest quality and safety controls for a proper installation.





DECOPANEL® ORIENT


Golden quartzite with different gray tones. The thin slabs of stone create an elegant and bright combination for modern projects.

Application:
Interior cladding.

Standard Measure:
61 x 15,2 x 2-2,5 cm

Options:
Different sized corner pieces (long/short)

Reference code: DP-DECO14



DECOPANEL® ALPE

White and shiny quartzite combined with gray tones in order to create light filled spaces.

Applications:
Interior cladding,

Standard Measure:
61 x 15.2 x 2-2.5 cm

Options:
Different sized corner pieces (long/short)

Reference code: DP-DECO40





DECOPANEL® SYLVESTRE

Gneiss stone, very light and uniform with earth and brown tones, thanks to its elongated shape.

Application:
Interior cladding

Standard Measure:
61 x 15.2 x 2.5-3 cm

Options:
Different sized corner pieces (long/short)

Reference code: DP-DECO55



DECOPANEL® MULTICOLOR

Brown reddish slate combined with blue, gold and lighter tones. It is an original composition for contemporary and modern interiors.

Applications:
Interior cladding

Standard Measure:
61 x 15.2 x 2-2.5 cm

Options:
Different sized corner pieces (long/short)

Reference code: DP-DECO24





DECOPANEL® BLACK SLATE

Traditional black slate, with dark blue and lighter tones. It transmits a natural, strong and sober style.

Applications:
Interior cladding

Standard Measure:
61 x 15.2 x 2-2.5 cm

Options:
Piezas de esquina largas/cortas.

Reference code: DP-DECO18









CUPASTONE

The experts in Natural Stone

WWW.CUPASTONE.COM



The image features a dark, textured stone wall on the left side, which is part of a larger architectural structure. To the right, a bright blue ocean stretches towards a distant, hilly coastline under a clear sky. A semi-transparent grey rectangle is overlaid on the middle of the image, containing the company logo and website information.

STONE PANEL

by CUPA GROUP

cupastone.com/stonepanel